



MADE IN ITALY

## FUEL SOLUTIONS CATALOG

FUEL

# COMPANY PROFILE

## THE HISTORY OF KNOW-HOW ABOUT US

PIUSI was established in 1953 in Suzzara, in the province of Mantua (Italy). For more than 60 years, PIUSI has been the major player in the world's leading markets with its full range of products for transferring, refilling and measuring lubricants, fuels and liquids such as gasoline, diesel, Diesel Exhaust Fluid (DEF), oil, water and grease. Some of PIUSI's main products include pumps, flow meters, nozzles, dispensers, hose reels, liquid level gauges, software and complete kits used by operators in agriculture, the automotive industry, workshops and garages, fleet management and transport by road and by sea. PIUSI products have many different uses such as monitoring and transferring fuel at trucking companies, refueling of agricultural vehicles, transferring fuels in construction and mining for heavy duty vehicles. The products are intuitive and easy to use; are suitable to be installed in a variety of contexts; are all made entirely in Italy; and all products express the innovation, quality, professionalism and R&D that have always distinguished PIUSI. Its headquarters are in Suzzara (Mantova - 150 km from Milan and Venice). The company currently employs more than 250 employees between sales, administration, R&D, production and logistics. PIUSI products are sold in more than 120 countries around the world thanks to a large network of distributors and the US branch based in Fort Lauderdale, FL, serving the North and South American markets.



PRODUCT RANGE		PRODUCT CATEGORY		PRODUCTS		PAGE	
PUMPS	AC PUMPS		EX50, EX100, EX140, PANTHER EX56, PANTHER EX72			6 - 9, 13	
	DC PUMPS		EX50, EX75			10 - 12	
	DIESEL ONLY PUMPS		BIPUMP, AC, PIUSI HAND PUMP			12 - 13	
	DC UNIQUE FUELING SOLUTIONS		PITSTOP, PIUSIBOX, CARRY3000, BATTERY KIT			14 - 15	
NOZZLES	AUTOMATIC NOZZLES		A60-UL , A120-UL, A140-UL, A60, A120			16	
	MANUAL NOZZLES		PIUSI HAND PUMP			16	
METERS	MECHANICAL FLOW METERS		K33 ATEX, K150, K700M			17	
	DIGITAL FLOW METERS		K24, K24-UL, K24-A, K24-O, K24-A PULSER			18	
			K600/3, K600 B/3, K600/4, K700, K900			19 - 20	
			REMOTE DISPLAY			20	
FILTRATION	FILTERS		REPLACEMENT FILTERS			21	
	CAPTORS		WATER CAPTORS, CLEAR CAPTORS			21	
FUEL MANAGEMENT SYSTEMS	SSM1.5	CONTROL BOX	MC BOX 1.5			23	
		SOFTWARE	SSM1.5			23	
		ACCESSORIES	KEY READER, GREY KEY			23	
	SSM2.0	CONTROL BOX	MC BOX 2.0			24	
		HARDWARE	CUBE 70 MC 2.0, SELF SERVICE FM 2.0			24	
		SOFTWARE	SSM2.0			25	
		ACCESSORIES	KEYS, PW-WIFI			25	
			PW-MODEM 4G, MOUNTING ACCESSORIES			25	
	B.SMART		MC BOX B.SMART, ADD-ONS			26 - 27	
TANK MONITORING	TANK LEVEL INDICATORS		OCIO			28	
			OCIO 2.0			28	
CABINET DISPENSERS	REMOTE CABINET		CUBE 56			29	
	SELF SERVICE K44		SS K44 W/SUCTION PUMP, SS K44 W/O PUMP			29	
ACCESSORIES	FUEL ACCESSORIES		FITTINGS, CONNECTORS, ADAPTERS, ETC			30	
	FUEL SPARE PARTS		MOUNTS, CONNECTORS, FLANGES, VANES, ETC			30	

# PRODUCT RANGE

# PIUSI AC FUEL PUMPS

(120 VAC / 60 HERTZ)

## PANTHER EX 56



NEW

UP TO  
**16**  
GPM  
AT THE  
NOZZLE



DUTY CYCLE:  
CONTINUOUS

120V/60HZ

PART #	DETAILS	FLUID TYPE		AMP MAX	INLET NPT	OUTLET NPT	WEIGHT LBS	PACKAGING INCH
F00580500	PANTHER EX56 120V 60HZ - PUMP ONLY	D G K	3/4	7,5	1" / 3/4"	1" / 3/4"	27,3	15,7X9,4X13,7
RKPEX56K33	PANTHER EX56+K33 GALLON METER KIT 16GPM, 120V UL - CONTINUOUS	D G K	3/4	7,5	1" / 3/4"	1" / 3/4"	-	-
RKPEX56K33L	PANTHER EX56+K33 LITER METER KIT 16GPM, 120V UL - CONTINUOUS	D G K	3/4	7,5	1" / 3/4"	1" / 3/4"	-	-

## PANTHER EX 72



NEW

UP TO  
**20**  
GPM  
AT THE  
NOZZLE



DUTY CYCLE:  
CONTINUOUS

120V/60HZ

PART #	DETAILS	FLUID TYPE	HORSE POWER	AMP MAX	INLET NPT	OUTLET NPT	WEIGHT LBS	PACKAGING INCH
F00581500	PANTHER EX72 120V 60HZ - PUMP ONLY	D G K	3/4	7,5	1" / 3/4"	1" / 3/4"	27,3	15,7X9,4X13,7
RKPEX72K150	PANTHER EX72+K150 GALLON METER KIT 20GPM, 120V UL - CONTINUOUS	D G K	3/4	7,5	1" / 3/4"	1" / 3/4"	-	-
RKPEX72K150L	PANTHER EX72+K150 LITER METER KIT 20GPM, 120V UL - CONTINUOUS	D G K	3/4	7,5	1" / 3/4"	1" / 3/4"	-	-

## EX100



UP TO  
**25**  
GPM  
AT THE  
NOZZLE



DUTY CYCLE:  
CONTINUOUS

120V/60HZ

PART #	DETAILS	FLUID TYPE	HORSE POWER	AMP MAX	INLET NPT	OUTLET NPT	WEIGHT LBS	PACKAGING INCH
F0039100	PUMP ONLY	D K	3/4	7.5	1- 1/4"	1"	62	18 x 18 x 18
F0039105	REMOTE KIT	D K	3/4	7.5	1- 1/4"	1"	65	18 x 18 x 18
F0039120	EX100 + K150 GALLON METER KIT	D K	3/4	7.5	1- 1/4"	1"	70	24 x 12 x 24
F0039121	EX100 + K150 LITER METER KIT	D K	3/4	7.5	1- 1/4"	1"	70	24 x 12 x 24
RKEX100BAS	BASIC+ KIT: PUMP, AUTO NOZZLE, HOSE	D K	3/4	7.5	1- 1/4"	1"	-	-
RKEX100PRO	PRO KIT: GALLON METER, HOSE, AUTO NOZZLE	D K	3/4	7.5	1- 1/4"	1"	-	-

## EX140



UP TO  
**37**  
GPM



DUTY CYCLE:  
CONTINUOUS

120V/60HZ

PART #	DETAILS	FLUID TYPE	HORSE POWER	AMP MAX	INLET NPT	OUTLET NPT	WEIGHT LBS	PACKAGING INCH
F0039600	PUMP ONLY	D K	1	9	1- 1/4"	1"	62	18 x 18 x 18
F0039605	REMOTE KIT	D K	1	9	1- 1/4"	1"	65	18 x 18 x 18
F0039650	EX140 + K150 GALLON METER KIT	D K	1	9	1- 1/4"	1"	70	24 x 12 x 24
F0039651	EX140 + K150 LITER METER KIT	D K	1	9	1- 1/4"	1"	70	24 x 12 x 24
RKEX140BAS	BASIC+ KIT: PUMP, AUTO NOZZLE, HOSE	D K	1	9	1- 1/4"	1"	-	-
RKEX140PRO	PRO KIT: GALLON METER, HOSE, AUTO NOZZLE	D K	1	9	1- 1/4"	1"	-	-



# PIUSI DC FUEL PUMPS

(12VDC & 24VDC)

## EX50



UP TO  
**15**  
GPM  
AT THE  
NOZZLE



DUTY CYCLE:  
30 MIN ON/30 MIN  
OFF



12VDC

PART #	DETAILS	FLUID TYPE	HORSE POWER	AMP MAX	INLET NPT	OUTLET NPT	WEIGHT LBS	PACKAGING INCH
F0037250	PUMP ONLY	D G K	1/8	21	1"	3/4"	22	16 x 12 x 12
F0037251	BASIC+ KIT: PUMP, AUTO NOZZLE, HOSE	D G K	1/8	17	1"	3/4"	34	20 x 16 x 12
F0037550	PRO KIT: PUMP, AUTO NOZZLE, GALLON METER, HOSE	D G K	1/8	17	1"	3/4"	38	20 x 16 x 12
F0037553	PRO KIT: PUMP, AUTO NOZZLE, LITER METER, HOSE	D G K	1/8	17	1"	3/4"	38	20 x 16 x 12

## EX75



UP TO  
**20**  
GPM  
AT THE  
NOZZLE



DUTY CYCLE:  
30 MIN ON/30 MIN  
OFF



12VDC

PART #	DETAILS	FLUID TYPE	HORSE POWER	AMP MAX	INLET NPT	OUTLET NPT	WEIGHT LBS	PACKAGING INCH
F0037850	PUMP ONLY	D G K	1/6	20	1"	-	22	16 x 12 x 12
F0037851	BASIC+ KIT: PUMP, AUTO NOZZLE, HOSE	D G K	1/6	20	1"	1"	38	20 x 16 x 12
F0037950	PRO KIT: PUMP, AUTO NOZZLE, GALLON METER, HOSE	D G K	1/6	20	1"	1"	43	20 x 16 x 12

## BIPUMP



UP TO  
**25**  
GPM  
AT THE  
NOZZLE

DIESEL ONLY



DUTY CYCLE:  
30 MIN ON/30 MIN  
OFF



12VDC

PART #	DETAILS	FLUID TYPE	HORSE POWER	AMP MAX	INLET NPT	OUTLET NPT	WEIGHT LBS	PACKAGING INCH
F0036305	PUMP ONLY (12V)	D	1/5	42	1"	-	35	18 x 12 x 12
F0036306	PUMP ONLY (24V)	D	1/5	22	1"	-	35	18 x 12 x 12
F0022220	12V KIT: PUMP, AUTO NOZZLE, HOSE	D	1/5	42	1"	-	48	20 x 20 x 20



120 VAC / 60 HERTZ

# PANTHER EX 56

## FUEL TRANSFER PUMP

cUL/UL-LISTED FUEL TRANSFER PUMPS FOR GASOLINE, DIESEL, AND KEROSENE

**NEW**

### PUMP + METER KIT

INCLUDES:


- cUL/UL -LISTED FUEL TRANSFER PUMP
- NOZZLE HOLDER
- FLANGES + TANK ADAPTER
- K33 MECHANICAL METER

⚡ 120V/60HZ

⚙️ DUTY CYCLE:  
CONTINUOUS

📏 K33 +/- 1% ACCU-  
RACY


UP TO  
**16**  
GPM  
AT  
THE  
NOZZLE



### PUMP ONLY

INCLUDES:

- cUL/UL -LISTED FUEL TRANSFER PUMP
- NOZZLE HOLDER
- FLANGES + TANK ADAPTER



PART #	DETAILS	FLUID TYPE	HORSE POWER	VOLTAGE AMP (MAX)	INLET (NPT)	HOSE	WEIGHT (LBS)	PACKAGING INCH
F00580500	PANTHER EX56 120V 60HZ - PUMP ONLY	D G K	3/4	7,5	1" / 3/4"	-	27,3	15,7x9,4x13,7
RKPEX56K33	PANTHER EX56+K33 GALLON METER KIT 16GPM, 120V UL - CONTINUOUS	D G K	3/4	7,5	1" / 3/4"	-	-	-
RKPEX56K33L	PANTHER EX56+K33 LITER METER KIT 15GPM, 120V UL - CONTINUOUS	D G K	3/4	7,5	1" / 3/4"	-	-	-

# PANTHER EX 72

## FUEL TRANSFER PUMP

cUL/UL-LISTED FUEL TRANSFER PUMPS FOR GASOLINE, DIESEL, AND KEROSENE

NEW

UP TO  
**20**  
GPM  
AT THE  
NOZZLE



### PUMP + METER KIT

#### INCLUDES:

- cUL/UL -LISTED FUEL TRANSFER PUMP
- NOZZLE HOLDER
- FLANGES + TANK ADAPTER
- K150 MECHANICAL METER

120V/60HZ



DUTY CYCLE:  
CONTINUOUS

K150 +/- 1% ACCU-  
RACY

### PUMP ONLY

#### INCLUDES:

- cUL/UL -LISTED FUEL TRANSFER PUMP
- NOZZLE HOLDER
- FLANGES + TANK ADAPTER




PART #	DETAILS	FLUID TYPE	HORSE POWER	VOLT-AGE AMP (MAX)	INLET (NPT)	HOSE LENGTH (FT)	WEIGHT (LBS)	PACKAGING INCH
F00581500	(UL) PANTHER EX 72 120V 60HZ - PUMP ONLY	D G K	3/4	7,5	1" / 3/4"	-	27,3	15,7X9,4X13,7
RKPEX72K150	PANTHER EX72+K150 GALLON METER KIT 20GPM, 120V UL - CONTINUOUS	D G K	3/4	7,5	1" / 3/4"	-	-	-
RKPEX72K150L	PANTHER EX72+K150 LITER METER KIT 20GPM, 120V UL - CONTINUOUS	D G K	3/4	7,5	1" / 3/4"	-	-	-



# EX100

## FUEL TRANSFER PUMP



PRO KIT




DUTY CYCLE:  
 120V/60HZ

UP TO  
**25**  
GPM  
AT THE  
NOZZLE

PRO KIT INCLUDES:

- cUL/UL-LISTED FUEL TRANSFER PUMP
- NOZZLE HOLDER
- FLANGES
- A120 AUTOMATIC NOZZLE
- 20FT ANTI-KINK DELIVERY HOSE
- K150 MECHANICAL FLOW METER
- 90° STREET ELBOW
- CENTER MOUNT BUNG ADAPTOR

DETAILS



COMPARES TO 30 GPM AC FUEL PUMPS

BASIC+ KIT

PUMP ONLY



INCLUDES:

- cUL/UL-LISTED FUEL TRANSFER PUMP
- NOZZLE HOLDER
- FLANGES
- 90° STREET ELBOW
- CENTER MOUNT BUNG ADAPTOR

REMOTE KIT



IN ADDITION TO PUMP ONLY, INCLUDES;

- REMOTE SWITCH
- JUNCTION BOX
- 2 x VAPOR SEAL OFFS
- CONDUITS & CONNECTORS



INCLUDES:


- cUL/UL-LISTED FUEL TRANSFER PUMP
- NOZZLE HOLDER
- FLANGES + TANK ADAPTER
- A120 AUTOMATIC NOZZLE
- 20FT ANTI-KINK DELIVERY HOSE
- 90° STREET ELBOW
- CENTER MOUNT BUNG ADAPTOR



A 1" LINE MUST BE USED FOR THE EX100. THIS INCLUDES ALL ACCESSORIES SUCH AS HOSE, FITTINGS, METERS, NOZZLES, ETC.

PART #	DETAILS	FLUID TYPE	HORSE POWER	VOLTAGE AMP (MAX)	INLET/ OUTLET (NPT)	HOSE LENGTH FT	WEIGHT LBS	PACKAGING INCH
F00391000	PUMP ONLY	D K	3/4	7.5	1-1/4"/1"	-	62	18 x 18 x 18
F00391050	REMOTE KIT: PUMP, REMOTE SWITCH HOUSING	D K	3/4	7.5	1-1/4"/1"	-	65	18 x 18 x 18
F00391200	EX100 + K150 GALLON METER KIT	D K	3/4	7.5	1-1/4"/1"	-	70	24 x 12 x 24
F00391210	EX100 + K150 LITER METER KIT	D K	3/4	7.5	1-1/4"/1"	-	70	24 x 12 x 24
RKEX100BAS	BASIC + KIT: PUMP, HOSE, AUTO NOZZLE	D K	3/4	7.5	1-1/4"/1"	20FT (1" ID)	-	-
RKEX100PRO	PRO KIT: GALLON METER, HOSE, AUTO NOZZLE	D K	3/4	7.5	1-1/4"/1"	20FT (1" ID)	-	-

# EX140

## FUEL TRANSFER PUMP



 DUTY CYCLE:  
 120V/60HZ

UP TO  
**37**  
GPM

PRO KIT



PRO KIT INCLUDES:


- cUL/UL-LISTED FUEL TRANSFER PUMP
- NOZZLE HOLDER
- FLANGES
- A140 AUTOMATIC NOZZLE
- 20FT ANTI-KINK DELIVERY HOSE
- K150 MECHANICAL FLOW METER
- 90° STREET ELBOW
- CENTER MOUNT BUNG ADAPTOR

DETAILS



BASIC+ KIT

PUMP ONLY



INCLUDES:

- cUL/UL-LISTED FUEL TRANSFER PUMP
- NOZZLE HOLDER
- FLANGES
- 90° STREET ELBOW
- CENTER MOUNT BUNG ADAPTOR

REMOTE KIT















IN ADDITION TO PUMP ONLY INCLUDES:

- REMOTE SWITCH
- JUNCTION BOX
- 2 x VAPOR SEAL OFFS
- CONDUITS & CONNECTORS

INCLUDES:

- cUL/UL-LISTED FUEL TRANSFER PUMP
- NOZZLE HOLDER
- FLANGES
- A140 AUTOMATIC NOZZLE
- 20FT ANTI-KINK DELIVERY HOSE
- 90° STREET ELBOW
- CENTER MOUNT BUNG ADAPTOR

A 1" LINE MUST BE USED FOR THE EX140. THIS INCLUDES ALL ACCESSORIES SUCH AS HOSE, FITTINGS, METERS, NOZZLES, ETC.

PART #	DETAILS	FLUID TYPE	HORSE POWER	VOLTAGE AMP (MAX)	INLET/ OUTLET (NPT)	HOSE LENGTH FT	WEIGHT LBS	PACKAGING INCH
F00396000	PUMP ONLY	 	1	7.5	1-1/4"/1"	-	62	18 x 18 x 18
F00396050	REMOTE KIT: PUMP, REMOTE SWITCH HOUSING	 	1	7.5	1-1/4"/1"	-	65	18 x 18 x 18
F0039650	EX140 + K150 GALLON METER KIT	 	1	7.5	1-1/4"/1"	-	70	24 x 12 x 24
F0039651	EX140 + K150 LITER METER KIT	 	1	7.5	1-1/4"/1"	-	70	24 x 12 x 24
RKEX140BAS	BASIC + KIT: PUMP, HOSE, AUTO NOZZLE	 	1	7.5	1-1/4"/1"	20FT (1" ID)	-	-
RKEX140PRO	PRO KIT: GALLON METER, HOSE, AUTO NOZZLE	 	1	7.5	1-1/4"/1"	20FT (1" ID)	-	-



12 VDC

# EX50

## FUEL TRANSFER PUMP

### PRO KIT

UP TO  
**15**  
GPM  
AT THE  
NOZZLE



#### PRO KIT INCLUDES:

- cUL/UL-LISTED FUEL TRANSFER PUMP
- NOZZLE HOLDER
- FLANGES + TANK ADAPTER
- TELESCOPIC PIPE
- POWER SUPPLY CABLES (12VDC)
- A60 AUTOMATIC NOZZLE
- 13FT ANTI-KINK DELIVERY HOSE
- K33 ATEX MECHANICAL FLOW METER
- 90° ELBOW



DUTY CYCLE:  
30 MIN ON/30 MIN OFF



K33 +/- 1% ACCU-  
RACY

- 1 ANTI-KINK HOSE PREVENTS THE HOSE FROM KINKING IN TIGHT TURNS.
- 2 FLANGED COMPONENTS ALLOW THE UNIT TO BE INSTALLED OR REPLACED WITHOUT THE USE OF SEALANT, MAKING CONNECTIONS QUICK AND EASY.
- 3 SPRING-LOADED, REINFORCED VANES PROVIDE HIGHER SUCTION CAPABILITIES, AND KEEPS CONSISTENT PRESSURE AND FLUID DISPLACEMENT AT ALL TIMES. LESS SUSCEPTIBLE TO VAPOR LOCK!

### PUMP ONLY



#### INCLUDES:

- cUL/UL-LISTED FUEL TRANSFER PUMP
- NOZZLE HOLDER
- FLANGES + TANK ADAPTER

### BASIC+ KIT



#### INCLUDES:

- cUL/UL-LISTED FUEL TRANSFER PUMP
- NOZZLE HOLDER
- FLANGES + TANK ADAPTER
- TELESCOPIC PIPE
- POWER SUPPLY CABLES (120VDC)
- A60 AUTOMATIC NOZZLE
- 13FT ANTI-KINK DELIVERY HOSE
- 90° ELBOW

PART #	DETAILS	FLUID TYPE	HORSE POWER	VOLTAGE AMP (MAX)	INLET (NPT)	HOSE LENGTH FT	WEIGHT LBS	PACKAGING INCH
F0037250	PUMP ONLY	D G K	1/8	1.7	1"	-	22	16 x 12 x 12
F0037251	BASIC+ KIT: PUMP, AUTO NOZZLE, HOSE	D G K	1/8	1.7	1"	13FT (3/4" ID)	34	20 x 16 x 12
F0037550	PRO KIT: PUMP, AUTO NOZZLE, GALLON METER, HOSE	D G K	1/8	1.7	1"	13FT (3/4" ID)	38	20 x 16 x 12
F0037553	PRO KIT: PUMP, AUTO NOZZLE, LITER METER, HOSE	D G K	1/8	17	1"	13FT (3/4" ID)	38	20 x 16 x 12

# EX75

## FUEL TRANSFER PUMP



UP TO  
**20**  
GPM  
AT THE  
NOZZLE

PRO KIT



PRO KIT INCLUDES:

- cUL/UL-LISTED FUEL TRANSFER PUMP
- NOZZLE HOLDER
- FLANGES + TANK ADAPTER
- TELESCOPIC PIPE
- POWER SUPPLY CABLES (12VDC)
- A120 AUTOMATIC NOZZLE
- 13FT ANTI-KINK DELIVERY HOSE
- K33 ATEX MECHANICAL FLOW METER 90° ELBOW

DUTY CYCLE:  
30 MIN ON/30 MIN OFF

K33 +/- 1% ACCURACY

DETAILS



PUMP ONLY



INCLUDES:  
cUL/UL-LISTED FUEL TRANSFER PUMP  
NOZZLE HOLDER  
FLANGES + TANK ADAPTER

BASIC+ KIT



INCLUDES:

- cUL/UL-LISTED FUEL TRANSFER PUMP
- NOZZLE HOLDER
- FLANGES + TANK ADAPTER
- TELESCOPIC PIPE
- POWER SUPPLY CABLES (120VDC)
- A60 AUTOMATIC NOZZLE
- 13FT ANTI-KINK DELIVERY HOSE
- 90° ELBOW

PART #	DETAILS	FLUID TYPE	HORSE POWER	VOLTAGE AMP (MAX)	INLET OUTLET (NPT)	HOSE LENGTH FT	WEIGHT LBS	PACKAGING INCH
F0037850	PUMP ONLY	D G K	1/6	20	1"	-	22	16 x 12 x 12
F0037851	BASIC + KIT, PUMP, AUTOMATIC NOZZLE, HOSE	D G K	1/6	20	1"	13FT (1" ID)	38	20 x 16 x 12
F0037950	PRO KIT: PUMP, AUTO NOZZLE, METER, HOSE	D G K	1/6	20	1"	13FT (1" ID)	43	20 x 16 x 12

# BIPUMP

UP TO  
**25**  
GPM  
AT THE  
NOZZLE



## BIPUMP KIT

### INCLUDES:

- AUTOMATIC NOZZLE
- 18FT DELIVERY HOSE
- TELESCOPIC DOWNTUBE



DUTY CYCLE:  
30 MIN ON/30 MIN




12 OR 24VDC



INLET: 1" NPT

With the highest flow rate in the DC range, the **BIPUMP** is a heavy-duty dual motor vane pump that can empty 750 gallons of diesel before reaching its duty cycle limit. It's perfect for any off-road, battery-powered, operation that requires high volume quickly.

## PUMP ONLY



The 24VDC **BIPUMP** can be used on both 24VDC & 12VDC batteries, offering a market-leading 25GPM flow rate at the nozzle!

## DETAILS



ON/OFF  
SWITCH



FLANGED  
CONNECTIONS



A120  
NOZZLE


- HEAVY-DUTY, HIGH-FLOW DIESEL TRANSFER
- DUAL ROTARY VANE PUMP
- BYPASS VALVE INCORPORATED INTO PUMP BODY
- 13 FT POWER CABLE WITH INTEGRATED ON/OFF SWITCH

THE 24VDC VERSION IS DUAL VOLTAGE: FULL FLOW RATE ON 24VDC BATTERY; HALF FLOW RATE ON 12VDC BATTERY

PART #	DETAILS	FLUID TYPE	HORSE POWER	AMP MAX	INLET (NPT)	OUTLET (NPT)	FLOW RATE (GPM)	WEIGHT LBS	PACKAGING INCH
F0036305	PUMP ONLY (12V)	D	1/5	42	1"	1"	25	22	13.5 x 7 x 10
F0036306	PUMP ONLY (24V)	D	1/5	22	1"	1"	25	22	13.5 x 7 x 10
F0022220	BIPUMP KIT (12V): PUMP, AUTO NOZZLE, HOSE	D	1/5	42	1"	1"	25	25	13.5 x 7 x 10




## E300



UP TO  
**132**  
GPM  
AT THE  
NOZZLE

DETAILS



CONTINUOUS DUTY



230V/60HZ



INLET/OUTLET: 2" NPT

- DURABLE CAST IRON HEAVY-DUTY HOUSING
- HIGH-FLOW BULK TRANSFER DIESEL PUMP
- INDUCTION MOTOR WITH HEAVY-DUTY ALUMINIUM CASING
- NOT SELF-PRIMING

## E120



UP TO  
**30**  
GPM  
AT THE  
NOZZLE

DETAILS



CONTINUOUS DUTY



120V/60HZ  
230V/60HZ



INLET/OUTLET: 1" NPT

- HEAVY-DUTY, HIGH-FLOW DIESEL TRANSFER
- SELF-PRIMING ROTARY VANE PUMP
- INDUCTION MOTOR WITH HEAVY-DUTY ALUMINIUM CASING
- SUITABLE FOR CONTINUOUS USE WITH THERMAL OVERLOAD PROTECTION & INTEGRATED BYPASS

## PANTHER 56



UP TO  
**15**  
GPM  
AT THE  
NOZZLE

DETAILS



CONTINUOUS DUTY



120V/60HZ  
230V/60HZ



INLET/OUTLET: 1" NPT


- STANDARD FLOW RATE DIESEL TRANSFER
- SELF-PRIMING ROTARY VANE PUMP
- INDUCTION MOTOR WITH HEAVY-DUTY ALUMINIUM CASING
- SUITABLE FOR CONTINUOUS USE WITH THERMAL OVERLOAD PROTECTION & INTEGRATED BYPASS

PART #	DETAILS	FLUID TYPE	HORSE POWER	AMP MAX	INLET (NPT)	OUTLET (NPT)	FLOW RATE (GPM)	WEIGHT LBS	PACKAGING INCH
F0032101	E300 - PUMP ONLY (230V/60HZ)	D	2	9.2	2"	1"	132	61.7	20 x 20 x 20
F0032701	E120 - PUMP ONLY (120V/60HZ)	D	1 1/2	12	1"	1"	30	39	18 x 12 x 12
F0032608	E120 - PUMP ONLY (230V/60 HZ)	D	1 1/2	12	1"	1"	30	39	18 x 12 x 12
F0073041	PANTHER 56 - PUMP ONLY (120V/60HZ)	D	1/4	7.5	1"	1"	15	20	18 x 12 x 12
000731000	PANTHER 56 - PUMP ONLY (230V/60HZ)	D	1/4	3.9	1"	1"	15	20	18 x 12 x 12

THIS PRODUCT HAS THE EUROPEAN CE CERTIFICATION AND DOES NOT HAVE A NATIONALLY RECOGNIZED TESTING LABORATORY (NRTL) MARKING. IT IS FOR AGRICULTURAL DIESEL APPLICATIONS ONLY.

# PITSTOP

## DIESEL TRANSFER PUMP SYSTEM



UP TO  
**15**  
GPM  
AT THE  
NOZZLE



12VDC



HOSE LENGTH: 50 FT



FILTER: 2000/30µ

- VERSATILE HEAVY-DUTY DIESEL REEL PUMP SYSTEM.
- 50 FT. HOSE REEL.
- EASY TO INSTALL TO BOTH FIXED OR MOBILE TANKS.
- DELIVERS UP TO 15 GPM.
- IDEALLY USED TO DELIVER DIESEL IN A RURAL LOCATION DIRECTLY TO YOUR FARM EQUIPMENT, FLEET, AND WORK VEHICLES.
- COMES EQUIPPED WITH (2) BP3000 DC PUMPS, 50FT. OF DISPENSE HOSE, AUTOMATIC NOZZLE, AND WATER FILTER.
- AUTOMATIC NOZZLE WITH SWIVEL.

To install on pickup add Pitstop suction kit RKPITS-SUCT:

1. F17191000  
2" NPT Drum Connector with Valve
2. F17923000  
Telescopic Down Tube 1" NPT 37"
3. F0898500A (x2)  
OR Seal 3156 Oval Section - quad ring diesel only
4. F10824010  
Kit Elbow + Screw + OR UL 157 - gasoline/diesel
5. F1056300C  
Kit Flange 1" NPT UL 157/UNC

\*\*\*Forified Suction Hose Not Provided

\*\*\*Suction Accessories Sold Separately

- 1 HOSE REEL
- 2 SAFETY GUARD
- 3 ADJUSTABLE ARM
- 4 DISPENSING HOSE
- 5 ON/OFF SWITCH
- 6 SWIVEL
- 7 A60 AUTOMATIC NOZZLE
- 8 STRUCTURE SUPPORT
- 9 WATER FILTER (Part #F0061101)
- 10 K24 DIGITAL TURBINE METER (Part #F0040802)  
(NOT INCLUDED)

### DETAILS

BUILT-IN  
DUAL PUMPS

FILTER

A60  
W/SWIVEL

PAD LOCK



ADJUSTABLE

PART #	DETAILS	HORSE POWER	AMP MAX	INLET (NPT)	OUT-LET (NPT)	HOSE	FLOW RATE GPM	WEIGHT LBS	PACKAGING INCH
F0021202	PITSTOP	1/2	33	1"	1"	50	15	99	24 x 14 x 25



## PIUSIBOX



- UP TO 12 GPM
- 12VDC OR 24VDC
- DUTY CYCLE: 30 MIN ON/30 MIN OFF
- SELF-PRIMING: 6.5 FT

The **PIUSIBOX** is a self-contained, versatile, ultra-portable diesel refueling pump kit; completely enclosed in a protective carrying case. For everything from day-to-day fueling uses to emergency fuel recovery, this handy on-the-go transfer kit offers a variety of easy-fueling solutions. It includes a DC Bypass 3000 pump, delivery and suction hoses, manual nozzle, particulate filter and the Piusi Vantage Valve to prevent spillage.

### DETAILS




## BATTERYKIT



- UP TO 12 GPM
- 12VDC OR 24VDC
- DUTY CYCLE: 30 MIN ON/30 MIN OFF
- SELF-PRIMING: 6.5 FT

The **BATTERY KIT** is a handheld, portable diesel transfer pump, designed to be used as a mobile refueling solution for on-the-go dispensing. This kit includes 12V Bypass 3000 pump, manual nozzle, suction and dispensing hoses, and the Piusi Vantage Valve to prevent spillage.

### DETAILS




## BP3000/CARRY3000



- UP TO 13 GPM
- 12VDC OR 24VDC
- DUTY CYCLE: 30 MIN ON/30 MIN OFF
- SELF-PRIMING: 6.5 FT

The **BP3000** is the top-selling worldwide DC pump and is a tried-and-true solution for light duty diesel transfer. Long revered for its reliability, it is incorporated in several Piusi dispense systems and is also available as a portable hand-held unit: the **CARRY3000**.

### DETAILS




PART #	DETAILS	HORSE POWER	AMP MAX	DELIVERY HOSE	SUCTION HOSE	FLOW RATE GPM	WEIGHT LBS	PACKAGING INCH
F0023101	PIUSIBOX (12V)	7/8	26	20 FT	6.5 FT	12	28	16 x 16 x 21
F0023201	PIUSIBOX (24V)	7/8	26	20 FT	6.5 FT	12	28	16 x 16 x 21
F0022500	BATTERY KIT (12V)	1/2	22	13 FT	-	12	19	12 x 12 x 12
F0022600	BATTERY KIT (24V)	1/2	13	13 FT	-	12	19	12 x 12 x 12
F0022300	CARRY3000 (12V)	1/2	24	-	-	12	9.3	10.2 x 9.3 x 6.5
F0022400	CARRY3000 (24V)	1/2	13/6.5	-	-	12	9.3	10.2 x 9.3 x 6.5
F00342000	BP3000 (12V)	1/2	24	-	-	12	9.1	10.2 x 9.3 x 6.5

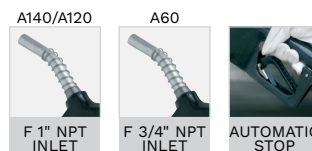
# FUEL NOZZLES

## A60-UL, A120-UL, A140-UL



 A140-UL/A120-UL: Ø 1"  
A60-UL: Ø 3/4"

### DETAILS




## A60, A120



DIESEL ONLY

 A120: Ø 1" SPOUT, A60: Ø 3/4" SPOUT

### DETAILS



## PIUSI HAND PUMP



 UP TO 12 GPM



 HOSE LENGTH: 50 FT

### DETAILS



PART #	DETAILS	FLOW RATE GPM	FLUID TYPE	WITHOUT SWIVEL NPT	SPOUT EXT.	WEIGHT LBS	PACKAGING INCH
F18635000	A60-UL AUTO NOZZLE	16	D G B	3/4"	3/4"	2.76	14 x 14 x 11
F21088000	A120-UL AUTO NOZZLE	32	D G B	1"	1"	4.25	14 x 14 x 11
F22435000	A140-UL AUTO NOZZLE	37	D G B	1"	1"	4.25	14 x 14 x 11
F00603470	A60 AUTO FUEL NOZZLE	19	D B	1"	3/4"	2.65	14 x 14 x 11
F00610160	A120 AUTO FUEL NOZZLE	32	D B	1"	1"	4.25	14 x 14 x 11
F0033253	PIUSI HAND PUMP WITH HOSE	10	D O	2"	2"	7	12 x 12 x 7
F0033251	PIUSI HAND PUMP WITHOUT HOSE	10	D O	2"	2"	4.6	15 x 7 x 6

# MECHANICAL FLOW METERS




**K90**


- 3-DIGIT PARTIAL (99.9), 7-DIGIT TOTAL (9999999)

## MECHANICAL FUEL METER

- UL + IECEx APPROVAL
- 5 TO 24 GPM
- +/- 1% ACCURACY
- 1" NPT INLET/OUTLET
- 145 PSI MAX OPERATING PRESSURE
- NUTATING DISK SYSTEM



NUTATING DISK SY-



4 FLOW DIRECTIONS



**K150**


- 4 DIGIT PARTIAL (999.9), 7-DIGIT TOTAL (9999999)

## MECHANICAL FUEL METER

- 7 TO 40 GPM
- +/- 1% ACCURACY
- 1" NPT INLET/OUTLET
- 145 PSI MAX OPERATING PRESSURE
- ALSO SUITABLE FOR LIGHT OILS UP TO 30cSt
- NUTATING DISK SYSTEM



NUTATING DISK SY-



4 FLOW DIRECTIONS



**K700M**

- 4 DIGIT PARTIAL (999.9), 7-DIGIT TOTAL (9999999)

## MECHANICAL FUEL METER

- 4 DIGIT HIGH FLOW MECHANICAL FUEL METER
- 5 TO 53 GPM
- +/- 1.5% ACCURACY
- 1-1/2" NPT INLET/OUTLET
- 145 MAX OPERATING PRESSURE
- ALSO SUITABLE FOR LIGHT OILS UP TO 200cSt
- OVAL GEAR SYSTEM

DIESEL

PART #	DETAILS	FLUID TYPE	FLOW DIRECTION	INLET/OUTLET	FLOW RATE	WEIGHT LBS	PACKAGING INCH
F009SE500	K90 UL - GALLON VERSION SE	D G K	→	1" NPT	5 - 32	5	7 x 7 x 6.5
F009SE600	K90 UL - LITER VERSION SE	D G K	→	1" NPT	5 - 32	5	7 x 7 x 6.5
FO09SW500	K90 - GALLON VERSION SW	D G K	←	1" NPT	5 - 32	5	7 x 7 x 6.5
F009SW600	K90 - LITER VERSION SW	D G K	←	1" NPT	5 - 32	5	7 x 7 x 6.5
F00556B0	K150 - GALLON VERSION B	D G K	↑	1" NPT	7 - 40	5	7 x 7 x 6.5
F00566B1	K150 - LITER VERSION B	D G K	↑	1" NPT	7 - 40	5	7 x 7 x 6.5
F00540050	K700M MECHANICAL METER - GALLON VERSION A	D G K	←	1-1/2" NPT	5 - 53	12.8	10 x 10 x 11
F00540080	K700M MECHANICAL METER - GALLON VERSION D	D	→	1-1/2" NPT	5 - 53	12.8	10 x 10 x 11
F00540100	K700M MECHANICAL METER - LITER VERSION A	D	←	1-1/2" NPT	5 - 53	12.8	10 x 10 x 11

# DIGITAL FLOW METERS

## K24

These digital turbine meters have taken the trustworthy K24 meter line to the next level! Now available for multiple fuels, these meters still incorporate the 360° rotatable face and inline turbine. However, they are now made with a robust aluminum housing and compatible with diesel,

- BI-DIRECTIONAL FLOW ALLOWS YOU TO MEASURE FROM ANY ANGLE
- FEMALE/MALE INLET AND OUTLET ALLOW THE METER TO BE QUICKLY AND EASILY INSTALLED IN COMMON SYSTEM CONFIGURATIONS
- DIGITAL SCREEN CAN BE ADJUSTED TO VARIOUS POSITIONS
- CAN BE MOUNTED DIRECTLY ON THE NOZZLE OR IN-LINE
- ROBUST, PROTECTIVE RUBBER CASING AND SEALED INTERNALS MAKE IT VERSATILE FOR USE IN DIVERSE ENVIRONMENTS
- ACCURACY +/- 1% FOR UL, A, & PULSER MODELS
- ACCURACY +/- 3% FOR O MODEL



BIDIRECTIONAL FLOW &  
ADJUSTABLE FLOW DIRECTIONS



### DETAILS



ROTATABLE  
DISPLAY



BI-DI-  
RECTIONAL



TURBINE  
PULSER



UL  
CERTIFIED



K24-UL



K24-A



K24-A Pulser

PART #	DETAILS	FLUID TYPE	INLET/OUTLET	IN-STANT FLOW RATE	CALIBRATION	FLOW RATE (GPM)	BATTERY	PULSE RATIO (PPG)	WEIGHT (LBS)	PACKAGING (INCH)
F00408U0	K24-UL	D G K	1" NPT	YES	YES	2 - 32	R18021000	-	1.1	6 x 6 x 6
F0040802	K24-A	D G K	1" NPT	YES	YES	2 - 32	2 x AAA	-	1.1	6 x 6 x 6
F00408Z0	K24-UL-PULSER	D G K	1" NPT	-	-	2 - 32	-	348:1	1.1	6 x 6 x 6
F00408Z0	K24-UL PULSER	D G K	1" NPT	-	-	2 - 32	-	348:1	1.1	6 x 6 x 6



# DIGITAL METERS & PULSE METERS

## K600/3



± 0.5% ACCURACY

DETAILS



OVAL GEAR



DIGITAL METER



PULSE METER

PART #	DETAILS	FLUID TYPE	OPERATING PRESSURE (PSI)	BURST PRESSURE (PSI)	INLET/OUTLET	FLOW RATE (GPM)	ACCURACY	PULSE RATIO (PPG)	WEIGHT (LBS)	PACKAGING (INCH)
F00496A4	K600/3 METER	D	30	426	1" NPT	2.6 - 26	+/- 0.5%	-	3	7.9 x 4.7 x 5.5
F00472A3	K600/3 PULSER	D	30	426	1" NPT	2.6 - 26	+/- 0.5%	132:1	3	10 x 10 x 10

## K600 B/3



± 0.5% ACCURACY

DETAILS



ROTATING DISPLAY



OVAL GEAR



DIGITAL METER



DIGITAL METER WITH PULSE OUT

PART #	DETAILS	FLUID TYPE	OPERATING PRESSURE (PSI)	BURST PRESSURE (PSI)	INLET/OUTLET	FLOW RATE (GPM)	ACCURACY	PULSE RATIO (PPG)	WEIGHT (LBS)	PACKAGING (INCH)
F0049104	K600 B/3 METER	D	30	426	1" NPT	2.6 - 26	+/- 0.5%	-	4.4	7.9 x 4.7 x 5.5
F0049202	K600 B/3 PULSER	D	30	426	1" NPT	2.6 - 26	+/- 0.5%	132:1	4.4	4.5 x 6.3 x 5.3

## K600/4



± 0.5% ACCURACY

DE-



OVAL GEAR



DIGITAL METER




PULSE METER

PART #	DETAILS	FLUID TYPE	OPERATING PRESSURE (PSI)	BURST PRESSURE (PSI)	INLET/OUTLET	FLOW RATE (GPM)	ACCURACY	PULSE RATIO (PPG)	WEIGHT (LBS)	PACKAGING (INCH)
F0049701A	K600/4 METER	D	20	290	1-1/2" NPT	3.9 - 39	+/- 0.5%	-	7	7.9 x 4.7 x 5.5
000473010	K600/4 PULSER	D	20	290	1-1/2" NPT	3.9 - 39	+/- 0.5%	98:1	7	7.9 x 4.7 x 5.5



# K700

## PULSE METER

 ± 0.5% ACCURACY


### DETAILS



PART #	DETAILS	FLUID TYPE	OPERATING PRESSURE PSI	BURST PRESSURE PSI	INLET/ OUTLET	FLOW RATE	PULSE RATIO (PPG)	WEIGHT LBS	PACKAGING INCH
F0049801A	K700 PULSER	D	20	290	2" NPT	6.6 - 66	53:1	12	11 x 6.3 x 5.5

## DIGITAL METER & PULSER

# K900


 ± 0.5% ACCURACY

### DETAILS



PART #	DETAILS	FLUID TYPE	OPERATING PRESSURE PSI	BURST PRESSURE PSI	INLET/ OUTLET	FLOW RATE GPM	PULSE RATIO (PPG)	WEIGHT LBS	PACKAGING INCH
F0049903	K900 METER	D	20	290	3" NPT	13 - 132	-	31	16 x 12 x 12
F0049904	K900 PULSER	D	20	290	3" NPT	13 - 132	10:1	26.5	15.7 x 114 x 7.9

# REMOTE DISPLAY

 PULSE-OUT RATIO 1:1, 5:1, 10:1, 100:1

### DETAILS




PART #	DETAILS	FLUID TYPE	INLET/ OUTLET	WEIGHT LBS	PACKAGING INCH
F0049503B	REMOTE DISPLAY PULSE-OUT 100:1	D O B	PULSE OUT	2.6	8.9 x 4.9 x 5.9

# FILTRATION

## FILTERS

FILTER HEAD




1" NPT  
F1464001  
1-1/2" NPT-16  
F1464002

HYDRO FILTER  
3-3/4" x 8-3/8" - 10M



25 GPM  
2000/30μ  
50 PSI

HYDRO FILTER  
3-3/4" x 5-3/8" - 10M



25 GPM  
2000/30μ  
50 PSI

PARTICULATE  
FILTER  
3-3/4" x 8-3/8"



25 GPM  
2000/10μ  
50 PSI

PARTICULATE  
FILTER  
3-3/4" x 5-3/8" -

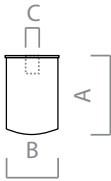


25 GPM  
2000/10μ  
50 PSI

CARTRIDGE  
10 MICRON FILTER  
3/4in



15 GPM  
2000/10μ  
174 PSI



PART #	DETAILS	FLUID TYPE	A (IN)	B (IN)	C (IN)	INLET/OUTLET	WEIGHT LBS	PACKAGING INCH
F1464001	FILTER HEAD 1" NPT	-	-	-	-	1" NPT	1	-
F1464002	FILTER HEAD 1-1/2" NPT	-	-	-	-	1-1/2" NPT	1	-
F00611T6	HYDRO FILTER 3-3/4" X 8-3/8"	D G	8-5/8"	3-14"	1" - 12 UNF	-	2	9 x 11.5 x 3.5
F00611T5	HYDRO FILTER 3-3/4" X 5-3/8"	D G	5-3/8"	3-14"	1" - 12 UNF	-	1	6 x 8.5 x 3.5
F00611T1	PARTICULATE FILTER 3-3/4" X 8-3/8"	D G	8-5/8"	3-14"	1" - 12 UNF	-	2	9 x 11.5 x 3.5
F00611T0	PARTICULATE FILTER 3-3/4" X 5-3/8"	D G	5-3/8"	3-14"	1" - 12 UNF	-	1	6 x 8.5 x 3.5
F0061100	CARTRIDGE 10 MICRON FILTER 3/4"	D	5"	3-14"	1" - 12 UNF	-	1	6 x 8.5 x 3.5

## WATER CAPTOR



UP TO 40 GPM  
UP TO 50 PSI  
FILTERING CAPACITY: 2000/30μ

DETAILS




FILTER HEAD

## CLEAR CAPTOR




UP TO 40 GPM  
UP TO 50 PSI  
FILTERING CAPACITY: 20/5μ


DETAILS




STRAINER  
CART. 1" BSP



IMPURITIES  
CART. 1" BSP



WATER CART.  
1" BSP



DRAIN VALVE

PART #	DETAILS	FLUID TYPE	A (IN)	B (IN)	C (IN)	INLET/OUTLET	WEIGHT LBS	PACKAGING INCH
F0061102	WATER CAPTOR	D G	10.8	4.7	-	1" - 12 UNF	2	5.4 x 8 x 3.3
F0061103	CLEAR CAPTOR	D G B	4.4	3	-	1" NPT	1.9	7.5 x 7.5 x 9.4

# PIUSI FUEL MANAGEMENT SYSTEMS

		SSM 1.5 <sup>™</sup> SELF SERVICE MANAGEMENT	SSM 2.0 <sup>™</sup> SELF SERVICE MANAGEMENT	B.SMART
		PAGE 23	PAGE 24-25	PAGE 26-27
		DISPENSING CONTROL IDEAL FOR: AN ECONOMICAL MEANS FOR BASIC CONTROL AND REPORTING; FOR A COMPANY THAT WANTS TO MONITOR THE QUANTITY DELIVERED	CONSUMPTION CONTROL IDEAL FOR: A COMPANY THAT WANTS TO MONITOR AND MANAGE THE QUANTITIES SUPPLIED, MANAGE CONSUMPTION, AND SUPPLY FUELS. LIVE UPDATES VIA NETWORK.	DISPENSING CONTROL IDEAL FOR: A COMPANY THAT WANTS TO MONITOR AND MANAGE VIA THE CLOUD WITHOUT TERRITORIAL LIMITATIONS, WITH SMART TECHNOLOGIES. ACCESS VIA
GENERAL	PLATFORM	PC SOFTWARE	PC SOFTWARE	CLOUD STORAGE
	MULTISITE	N/A	WITH SSM2.0 CLOUD	YES
	MAX USERS	UP TO 120	UP TO 1000	UNLIMITED
	MAX DISPENSERS	UP TO 4	UP TO 20	UNLIMITED
	USER LOGIN	IBUTTON/PINCODE	IBUTTON/PINCODE	APP/ IBUTTON/PIN
LIMIT SETTINGS	REMOTE USER/DISPENSER DEACTIVA-	N/A	YES	YES
	USER DAY/WEEKLY LIMITS	N/A	YES	WITH FUEL ECONOMY ADD-ON
	VEHICLE LIMITS	N/A	YES	WITH FUEL ECONOMY ADD-ON
MANAGEMENT - VEHICLES - SUPPLIERS - CONSUMPTIONS	REGISTRATION NUMBER	MANUAL ENTRY	IBUTTON	MANUAL MOBILE APP/QR CODE
	USER VEHICLE ASSIGNMENT	N/A	YES	WITH FUEL ECONOMY ADD-ON
	ODOMETER	YES	YES	YES
	EXTERNAL TRANSACTIONS	N/A	YES	WITH FUEL ECONOMY ADD-ON
	FUEL CONSUMPTION MANAGEMENT	N/A	YES	WITH FUEL ECONOMY ADD-ON
	DEF CONSUMPTION MANAGEMENT	N/A	YES	WITH FUEL ECONOMY ADD-ON
	FLUID SUPPLIERS MANAGEMENT	N/A	YES	WITH FUEL ECONOMY ADD-ON
TANK LEVEL MANAGEMENT	TANK LOW LEVEL PUMP CUT-OFF	N/A	YES	YES
	REMOTE TANK LEVEL MANAGEMENT	N/A	YES	WITH TANK WATCHDOG ADD-ON
	MAX NUMBER OF OCIO GAUGES	N/A	UP TO 20	WITH TANK WATCHDOG
TANK ALARM	SOFTWARE ALARMS	N/A	YES	YES
	HARDWARE ALARMS (W/OCIO)	N/A	YES	YES
REPORT	TRANSACTION REPORT	YES	YES	YES
	TANK LEVEL REPORT	ONLY VIRTUAL TANK	YES	WITH TANK WATCHDOG ADD-ON
	FUEL PRICE TREND REPORT	N/A	YES	WITH TANK WATCHDOG ADD-ON
API	API INTERFACE ENABLED	N/A	N/A	YES

# FUEL MANAGEMENT

## MC BOX 1.5

### ECONOMICAL FLEET MANAGEMENT

#### SSM1.5 - CONTROL BOX, SOFTWARE & ACCESSORIES

The MC Box 1.5 is certified cETL 1238 “control equipment for use with flammable liquid dispensing devices.” The MC Box 1.5 was designed for small- to mid-sized fleet management and can monitor and control up to 60 or 120 users based on software. Data is transferred via grey management key which can record the last 650 transactions.

- SETUP, MONITORING, AND REPORTING DONE FROM YOUR PC
- SLIDING FRONT COVER PROTECTS THE DISPLAY FROM WIND AND RAIN.
- INTUITIVE DASHBOARD FOR FLEET MANAGEMENT.
- LOCKABLE FRONT PANEL FOR ADDED SECURITY.
- LOWEST WORKING TEMP: -4°F (-20°C)
- MC BOX, SELF SERVICE SOFTWARE, KEY READER, AND MANAGER KEY


SOLD SEPARATELY



#### DETAILS



KEY READER



MANAGER KEY



SLIDING DOOR

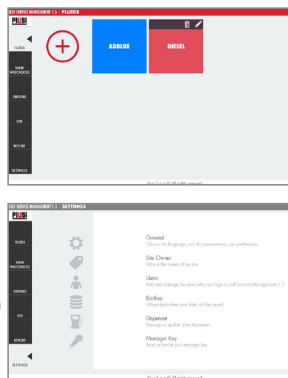


SSM1.5 REQUIRED



cETL LISTED

PART #	DETAILS	FLUID TYPE	POWER WATT	AMP MAX.	WEIGHT LBS	PACKAGING INCH
F0059750	MC BOX 1.5	A D B D G K O W W	10	15	15	16 x 12 x 12
F1226201	KEY READER	A D B D G K O W W	-	-	-	-
F2055200	GREY MANAGER KEY FOR 1.5/2.0	A D B D G K O W W	-	-	-	-



- SIMPLIFIED DASHBOARD PANEL
- DATA CAN BE TRANSFERRED TO A PC VIA MANAGER KEY AND KEY READER



HARDWARE DEVICES:



DATA TRANSFER:

#### DETAILS



PART #	DETAILS	FLUID TYPE	USERS	HARDWARE
F00772400	SSM1.5 - STANDARD	A D B D G K O W W	60	2 MC BOXES
F00772420	SSM1.5 - PROFESSIONAL	A D B D G K O W W	120	4 MC BOXES

# MC BOX 2.0

## ADVANCED FLEET MANAGEMENT

### SSM CONTROL BOX

The cETL-certified (cETL 1238) MC Box 2.0 management system is designed for fleet management with software that can supervise, monitor, and coordinate up to 1000 users and up to 20 MC Box units. The intuitive dashboard shows you tank levels, customized user profile, fuel consumption data per vehicle, and more. Optimize your fuel management today with the MC Box 2.0 system.



- TWO-STEP AUTHENTICATION
- SETUP, MONITORING, AND REPORTING DONE FROM YOUR PC
- INTUITIVE DASHBOARD PANEL SHOWS YOU WHAT'S GOING ON AT A GLANCE
- CONTINUOUSLY MONITORS CURRENT TANK LEVELS
- MONITOR, CONTROL, AND LIMIT DRIVERS & VEHICLES FROM YOUR PC
- CREATE CUSTOMIZED REPORTS & GRAPHS THAT SHOW YOU THE DETAILS OF EACH

TANK, LIQUID, VEHICLE AND DRIVER THAT YOUR COMPANY MANAGES

- LOWEST WORKING TEMP: -4°F (-20°C)
- CORRESPONDING SELF SERVICE SOFTWARE IS REQUIRED ( SOLD SEPARATELY)

#### DETAILS



PART #	DETAILS	FLUID TYPE	POWER WATT	AMP MAX.	WEIGHT LBS	PACKAGING INCH
F0059705	MC BOX 2.0 CONTROL BOX	A D B D G K O W W	35	6.5	15	16 x 12 x 12


## CUBE 70 MC 2.0



UP TO 15 GPM 120V/60HZ

± 0.5% ACCURACY

#### DETAILS



PART #	DETAILS	FLUID TYPE	FLOW RATE (GPM)	POWER (HP)	AMP MAX.	WEIGHT LBS	PACKAGING INCH
F00596200	CUBE 70 MC 2.0 HARDWARE	D	15	0.67	5.5	50	20 x 20 x 20
F0074305	SELF SERVICE FM 2.0 HARDWARE	D	30	1.35	10	170	59 x 32 x 28

THIS PRODUCT HAS THE EUROPEAN CE CERTIFICATION AND DOES NOT HAVE A NATIONALLY RECOGNIZED TESTING LABORATORY (NRTL) MARKING. AGRICULTURAL DIESEL APPLICATIONS ONLY.


## SELF SERVICE FM



UP TO 30 GPM 120V/60HZ

UP TO 1000 USERS ± 0.5% ACCURACY

#### DETAILS





# SSM 2.0 SOFTWARE & ACCESSORIES



UP TO 1000 USERS



DATA TRANSFER:



HARDWARE DEVICES:



PART #	DETAILS	HARDWARE	USERS
F00772050	SSM2.0 SOFTWARE - ENTRY	2 MC BOXES	50
F0077202	SSM2.0 SOFTWARE - ADVANCED	4 MC BOXES	250
F0077204	SSM2.0 SOFTWARE - SUITE	20 MC BOXES	1000
F00772000	SSM2.0 SOFTWARE - CLIENT	-	-

## KEY READER + KEYS


PART #	DETAILS
F1226201	KEY READER
F2055200	GREY MANAGER KEY FOR 1.5/2.0
F1249600	RED MANAGER KEY FOR 1.0
F1590400	USER KEYS (YELLOW - 10 PCS)
F1729900	VEHICLE KEYS (BLUE - 10 PCS)



DETAILS



KEY READER



MANAGER KEY 2.0



USER KEY 10 PCS



VEHICLE KEY 10 PCS

## PW-WIFI

PART #	DETAILS
F1271012	PW-WIFI



WIFI

DETAILS



WIFI UPGRADE

## PW-MODEM 4G

PART #	DETAILS
F1271013	PW-MODEM 4G



A NEW COMMUNICATION SYSTEM THAT ALLOWS YOU TO TRANSFER DATA USING MOBILE 4G NETWORK



WIRELESS 4G COMMUNICATION

## MOUNTING ACCESSORIES



SEVERAL MOUNTING OPTIONS FOR MC BOX

PART #	DETAILS
F2172900	MOUNTING PLATE
F1270800	PEDESTAL



DETAILS



POLE MOUNTED

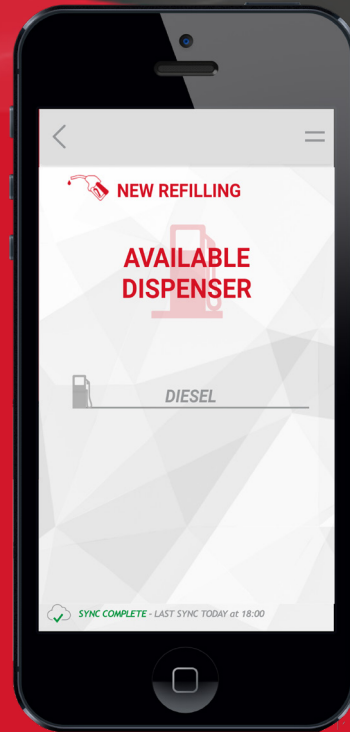


WALL MOUNTING



ANTI-VIBRATION

# MCBOX B.SMART



SLIDING  
DOOR



B.SMART  
MOBILE  
APP



B.SMART  
CLOUD  
SOFTWARE



EASY ACCESS  
TO  
CONNECTION



CETL  
LISTED

The B.SMART MC Box with B.SMART APP & cloud-based software transform the fuel management system industry with a powerhouse 2-hose platform that is simple to set up, user-friendly and still cost-effective.

The driver's smart phone is used to access the B.SMART and doubles as a transfer device, sending transactions to the B.SMART cloud seamlessly. An optional keypad PIN entry or i-button authentication is available for drivers who choose to not use personal smart phone.

Local software is no longer needed with the cloud-based Web APP software, which drastically reduces installation headaches & hassle-ridden network failures. And, it eliminates the need for IT installation assistance and PC admin access.

The B.SMART is the Fuel Management System designed and engineered for fleets of all sizes: small, medium, or multi-site. Innovative, simple, and smart, the B.SMART takes FMS to the next level!

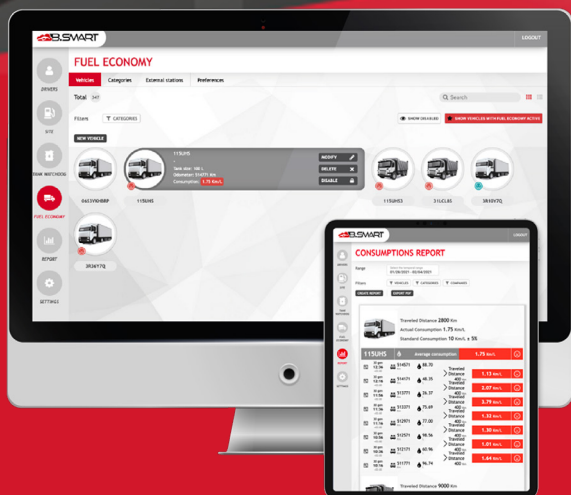
- 2-HOSE FUEL MANAGEMENT SYSTEM
- NO MONTHLY FEES/NO SOFTWARE FEES (ONE P/N; ONE-TIME PAYMENT)
- SETUP, MONITORING, AND REPORTING DONE FROM CLOUD & PHONE APP
- APP, KEYPAD, OR I-BUTTON AUTHENTICATION OPTIONS
- UNLIMITED NUMBER OF USERS & DISPENSERS
- NO LOCAL NETWORK REQUIRED (NO LAN/WIFI/4G) - NO IT REQUIRED
- LOWEST WORKING TEMP: -4°F (-20°C)



PART #	DETAILS	WEIGHT LBS	PACKAGING INCHES	VOLTAGE POWER WATT	VOLTAGE AMP (MAX)
F00599500	MCBOX B.SMART 2P CETL KEYPAD 50 ACCESS	11.5	11.8 x 11.8 x 7.1	5W	15 A
F00770D00	DRIVER ACCESS ADD-ON B.SMART (X5)	-	-	-	-
F00770D10	DRIVER ACCESS ADD-ON B.SMART (X15)	-	-	-	-
F00770D20	DRIVER ACCESS ADD-ON B.SMART (X50)	-	-	-	-

# ADD-ONS

## FUEL ECONOMY ADD-ON



- SET DRIVER AND VEHICLE LIMITS BASED ON QUANTITIES OR TIME FRAMES
- MANAGE CONSUMPTION, CROSS-CHECKING VEHICLES AND DRIVERS
- CREATE LIMITATIONS FOR DRIVERS AND VEHICLES
- ADD, CHECK AND MANAGE OFF-SITE REFUELING TRANSACTIONS
- ADD AND PERSONALIZE ALL VEHICLES IN THE FLEET TO THE B.SMART WEB APP SYSTEM
- GROUP ALL THE VEHICLES ACCORDING TO A SPECIFIC AND CUSTOMIZABLE SETTING
- ADD IMAGES OF VEHICLES AND DRIVERS TO THE WEB APP FOR QUICK AND EASY IDENTIFICATION
- SPOT DRIVERS' HIGH FUEL CONSUMPTION
- FILTER SPECIFIC FIELDS TO QUICKLY CHECK VEHICLE, FUEL TYPE, DRIVER TRENDS
- ADD ADDITIONAL TRANSACTIONS FROM SERVICE STATION AND OTHER SITES


Enhance your system and become even more SMART with the FUEL ECONOMY ADD-ON for B.SMART! Thanks to this new module, you can now completely manage and increase the profitability of your fleet.

Derived from SSM 2.0 limitation and reporting features, the FUEL ECONOMY ADD-ON incorporates excellent fleet management options for any fleet manager.

Vehicle QR codes allow you to identify the vehicle immediately with 100% certainty; it saves time during the refueling process and reduces the risk of human error.

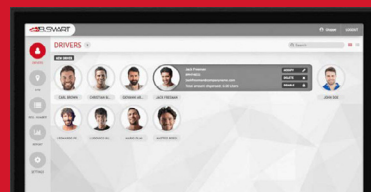
PART #	DETAILS
F00770F20	B.SMART FUEL ECONOMY ADD-ON ONE TIME FEE
F17299Q00	B.SMART FUEL ECONOMY 45 QR CODES (\$)

## TANK WATCHDOG ADD-ON



B.SMART Tank Watchdog is the perfect add-on for complete and instant control of your fuel supply, allowing managers to:

- MONITOR THE TANK LEVEL (ADD FLUID LOADS, MONITOR USE AND APPLY ADJUSTMENTS)
- MANAGE FLUID SUPPLIERS TO KEEP TRACK OF DAILY PRICING & PURCHASED VOLUMES
- FOLLOW INVENTORY PRICE VALUES AND TRENDS
- DEFINE THE REFUELING PRICE AND VERIFY THE CURRENT INVENTORY VALUE
- GET REMOTE DATA OF YOUR INVENTORY VALUE



PART #	DETAILS
F00770L20	B.SMART TANK WATCHDOG ADD-ON ONE TIME FEE

Adding the OCIO level indicator, the system allows you to monitor the fluid level in your tanks in real-time\* and gives alarms in case of malfunction or low levels. You can also connect any 420 mA at 0-10 V fluid tank gauge or run the system without any gauge thanks to the virtual tank option.

\*CLOUD WEB APP SOFTWARE UPDATES ARE ONLY AVAILABLE ONCE A B.SMART DRIVER SENDS TANK LEVEL DATA TO THE CLOUD VIA SMART PHONE APP AFTER CONNECTED TO AN INTERNET SOURCE.

# TANK MONITORING

## OCIO



### DETAILS



MAX TANK HEIGHT:




UP TO 30 cSt



MAX TUBE LENGTH: 164'



± 1% ACCURACY



BRASS PROBE



2 ALARMS



OIL KIT

F12939000

PART #	DETAILS	FLUID TYPE	WEIGHT (LB)	PACKAGING (N)
F0075511	OCIO	D	4.8	11.8 x 16.1 x 3.9

## OCIO 2.0



### DETAILS



MAX TANK HEIGHT:




UP TO 30 cSt



MAX TUBE LENGTH: 164'



± 1% ACCURACY



BRASS PROBE



2 ALARMS



READY FOR SSM2.0



OIL KIT

F12939000

PART #	DETAILS	FLUID TYPE	WEIGHT (LB)	PACKAGING (N)
F0075523	OCIO 2.0 LAN	D	4.8	11.8 x 16.1 x 3.9
F0075524	OCIO 2.0 WIFI	D	4.8	11.8 x 16.1 x 3.9
F0075525	OCIO 2.0 RS-485 (COMPATIBLE WITH B.SMART)	D	4.8	11.8 x 16.1 x 3.9





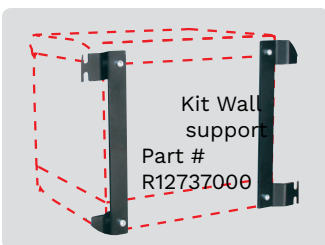
# CABINET DISPENSERS

## CUBE 56

Supply fuel to vehicles with the CUBE 56 3-digit mechanical dispenser for private use. This fully enclosed, electric fuel transfer pump unit comes equipped with meter, hose & automatic nozzle, which allows quick & safe refueling, as well fuel metering.

- 15 GPM PANTHER 56 DIESEL TRANSFER PUMP
- 3-DIGIT MECHANICAL METER
- 13FT DISPENSE HOSE
- AUTOMATIC A60 NOZZLE

- ⌚ UP TO 15 GPM
- ⌚ ± 1% ACCURACY
- ⚡ AC/DC VOLTAGE



## SELF SERVICE K44 WITH & WITHOUT SUCTION PUMP

Transfer diesel faster with the SELF SERVICE K44 dispenser. This system features an easily-read 4-digit mechanical meter, high-flow E120 diesel transfer pump, 13ft dispense hose, and automatic nozzle, allowing you to start dispensing right away. Control the on/off function of this pump with integrated nozzle contact switch. Simply return the nozzle to the holster and the pump automatically turns off.

- 30 GPM E120 DIESEL TRANSFER PUMP
- 4-DIGIT MECHANICAL METER
- 13FT DISPENSE HOSE
- AUTOMATIC A120 NOZZLE

### DISPENSER (W/ SUCTION PUMP):

- ⌚ UP TO 30 GPM

### DISPENSER (W/O SUCTION PUMP):

- 🔗 COMPATIBLE WITH ANY AC PUMP

### BOTH:

- ⌚ ± 1% ACCURACY
- ⚡ 120V/60HZ



PART #	DETAILS	FLUID TYPE	POWER WATT	AMP MAX.	WEIGHT LBS	PACKAGING INCH
F0057900	CUBE 56 WITH SUCTION PUMP (120V)	D	650	15	48.5	15 x 15 x 19
F0057603	CUBE 56 WITH SUCTION PUMP (12V)	D	300	-	48.5	15 x 15 x 19
F0074009	SELF SERVICE K44 WITH PUMP (GALLON)	D	1000	10	175	58 x 32 x 28
F0074008	SELF SERVICE K44 WITH PUMP (LITER)	D	1000	10	165	58 x 19 x 16
F0074010	SELF SERVICE K44 W/O PUMP	D	1000	10	165	58 x 19 x 16

THIS PRODUCT HAS THE EUROPEAN CE CERTIFICATION AND DOES NOT HAVE A NATIONALLY RECOGNIZED TESTING LABORATORY (NRTL) MARKING. IT IS FOR AGRICULTURAL DIESEL APPLICATIONS ONLY.

# ACCESSORIES

FUEL ACCESSORIES					
PART #	DESCRIPTION				
F23285000	REDUCER 1"NPT-M X 3/4"NPT-F	   			
F23519000	REDUCER 1"NPT-F X 3/4"NPT-M				
F19931000	SWIVEL M-F 1"NPT-1"NPT				
F19473000	DRUM CONNECTOR 2" NPT FOR HAND PUMP				
		F23285000	F07889000	F19931000	F19473000
F17923000	TELESCOPIC DOWN TUBE 1"NPT 37"	    			
F18156000	(EX) ADAPTER FOR CONDUIT ATEX EX50 - (METRIC ADAPTER)				
F18624000	(EX) CABLE GLAND EXD1/2NPT ATEX\IECEx (CABLE GLAND)				
F18626000	(EX) CABLE + CABLE GLAND ATEX\IECEx EX50 12V				
F22436000	ANTISIPHON KIT FOR EX80/100/140	F17923000	F18156000 F18624000	F18626000	F22436000
F1862800A	FUEL HOSE 3/4"ID X 13' 1"NPT X 3/4"NPT + ANTI-KINK (EX50)	   			
F2044100A	FUEL HOSE 1"ID X 13' 1"NPT X 1"NPT + ANTI-KINK (EX75)				
F2201800A	FUEL HOSE 1"ID X 20' 1"NPT X 1"NPT + ANTI-KINK (EX75)				
F21533000	FUEL HOSE 3/4"ID X 20' 1"NPT X 3/4"NPT + ANTI-KINK (EX50)				
F16722000	FUEL HOSE 3/4"ID X 50' 3/4"BSP X 3/4"BSP-M (PITSTOP)	F2044100A	F2201800A	F21533000	F16722000
F21771000	CENTER-BALANCED MOUNT (2"NPT - EX PUMPS)	    			
F17191000	2" NPT DRUM CONNECTOR WITH VALVE				
F17192000	2" NPT DRUM CONNECTOR W/O VALVE				
R15922000	1-1/2"NPT/GAL K700M FLANGE KIT				
R11507000	KIT FLANGE K900 3IN NPTF	F21771000	F17191000	F17192000	R15922000
					R11507000
F18653000	KIT FLANGE EX50 NPT \ UNC (NR.2 PZ)	    			
F1057000A	KIT FLANGE 3/4"NPT-F				
F1056300A	KIT FLANGE 1"NPT-F				
F1082400A	KIT FLANGED + ELBOW + OR + SCREW FOR EX KITS				
R10824000	EX 1" FLANGED ELBOW KIT (W/ O-RING + SCREW)	F18653000	F1082400A	R11276000	R11287000
R11276000	KIT NR. 5 BLADES + NR. 5 SPRING PANTHER 56 - VANE KIT	F1057000A	F1056300A		F09779010
R11287000	KIT N.10 BLADES 13.72X5.8X25 VANE KIT FOR BIPUMP				F18802000
F09779010	KIT FLANGE K150/K33 WITH PUMP/UL157/UNC				
F18802000	KIT CONNECTION PUMP EX50 - K33				
F20666000	18FT 12V POWER CABLE - KIT CABLE 5.5 MT EX50	    			
R18092000	MECHANICAL SEAL KIT EX50 (5 PCS)				
R18700000	EX50 VANE KIT				
R18795000	KIT COVER CHAMBER EX50				
R18801000	KIT GASKETS\O-RINGS PUMP EX	F20666000	R18092000	R18700000	R18795000
R20299000	COVER EX50 WITH NOZZLE HOLDER			R18801000	R20299000
R21393000	PUMP CHAMBER COVER (UL-FOR EX80/100/140)	    			
R21411000	BYPASS VALVE (FOR EX100/EX140)				
R21429000	SHAFT SEAL (FOR EX80/100/140)				
R21549000	ROTOR WITH VANES (FOR EX80/EX100)				
R21549010	ROTOR WITH VANES (FOR EX140)	R21393000	R21411000	R21429000	R21549000
R21633000	CAPACITOR 80 MICROF(UL-FOR EX80/EX100/EX140 PUMPS)			R21549010	R21633000
R21668000	FAN COVER (FOR EX100/EX140)	    			
R21707000	O-RING (EX80/110/140 SWITCH HOUSING)				
R22424000	VANES (FOR EX140)				
R22495000	VANES (FOR EX80/EX100)				
R21591000	SWITCH EX80-EX100-EX140	R21668000	R21707000	R22424000	R22495000
					R21591000
R19389000	SUCTION PIPE (FOR ROTARY HAND PUMP)	 			
F19473000	DRUM CONNECTOR 2" NPT FOR HAND PUMP				

## TYPE OF FLUIDS

AIR	A
ANTIFREEZE	A
DEF	D
BIODIESEL (B20)	B
DIESEL	D
GASOLINE	G
GREASE	<sup>R</sup> G
KEROSENE	K
OIL	O
WATER	W
WINDSHIELD WASHER FLUID	W S

The intellectual property of this catalog is assigned to all countries. Translation, reproduction, electronic storage and full or partial adaption by any means (including microfilms and photocopies) of its contents, without prior written authorization from piusi s.p.a., Entails a violation of piusi s.p.a.'S copyrights and constitutes an act of unfair competition. The products shown in the images of this catalog are protected according to the regulation in force regarding industrial property. The information contained in this catalog is as accurate as possible and complies, as far as possible, with existing regulations at the time of its publication. We therefore reserve the right to make subsequent modifications in line with modifications to regulations and/or in relation to any production requirements that are deemed necessary for safety reasons. The technical specifications indicated in this catalog cancel out and replace those already present in the previous general and product catalogs. The updates and product data sheets are available in pdf format on our website:

[WWW.PIUSI.COM/USA](http://WWW.PIUSI.COM/USA)

FUEL

Since 1953, PIUSI has been employing Italian engineering skills at the service of its customers, with professionalism and integrity in order to build stable and lasting relationships.

Our mission is to provide simple, intelligent and professional solutions for the transfer, dispense and measurement of lubricants, fuels and liquids, with the highest consideration for human and environmental health.



PIUSI S.p.A.  
Headquarters  
46029 Suzzara (Mantova) Italy  
tel.+39 0376 534561  
e-mail: [piusi@piusi.com](mailto:piusi@piusi.com)  
[www.piusi.com](http://www.piusi.com)



PIUSI USA, Inc.  
3901 Anglers Avenue  
Fort Lauderdale, FL 33312  
tel.: 954 584 1552  
fax.: 954 584 1554  
Email: [sales.usa@piusi.com](mailto:sales.usa@piusi.com)  
[www.piusi.com](http://www.piusi.com)